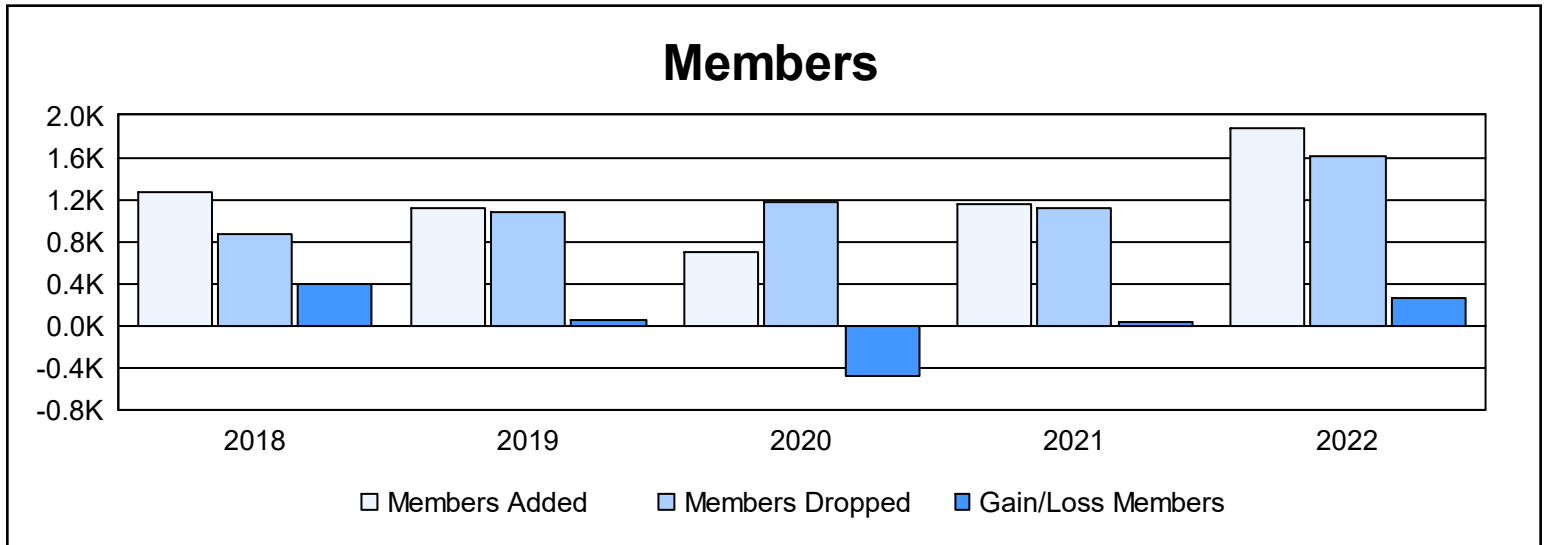
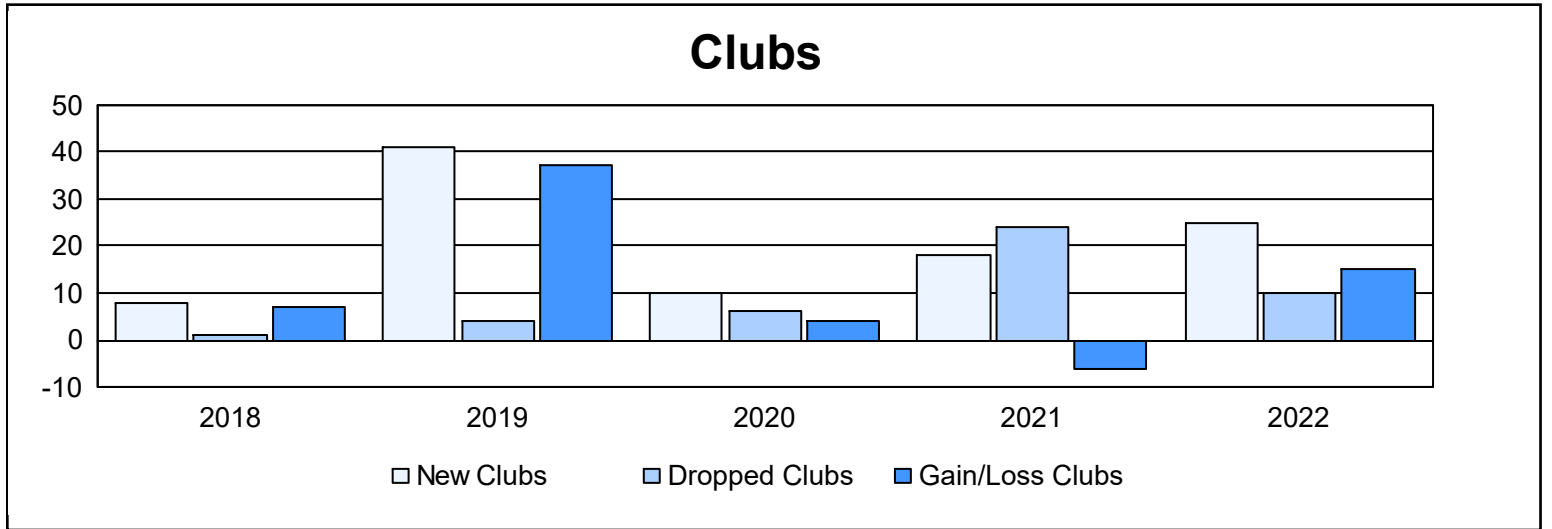
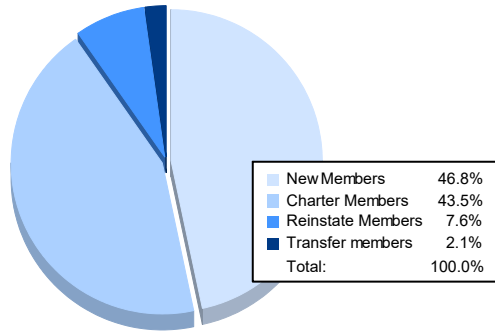


Year	New Clubs	Dropped Clubs	Gain/ Loss Clubs	New Members	Charter Members	Reinstate Members	Transfer Members	Total Member Added	Total Members Dropped	Gain/ Loss Members
2017-2018	8	1	7	890	307	61	13	1,271	878	393
2018-2019	41	4	37	481	572	59	11	1,123	1,070	53
2019-2020	10	6	4	332	276	80	7	695	1,174	-479
2020-2021	18	24	-6	676	440	32	2	1,150	1,113	37
2021-2022	25	10	15	873	812	142	40	1,867	1,613	254
<b>Average</b>	<b>20</b>	<b>9</b>	<b>11</b>	<b>650</b>	<b>481</b>	<b>75</b>	<b>15</b>	<b>1,221</b>	<b>1,170</b>	<b>52</b>



### Membership Composition June 2022 Cumulative



### Gender Composition June 2022 Cumulative

